



Cala at Warlingham

The development




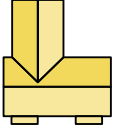



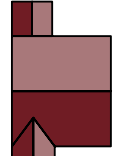










Limpsfield Road,
Warlingham, Surrey.



Stock photography

Cala at Warlingham

The development

- | | | | |
|---|--|---|---|
|  | The Bungalow 1
1 bedroom detached home |  | The Larch
4 bedroom detached home |
|  | The Bungalow 2
1 bedroom detached home |  | The Rowan
4 bedroom detached home |
|  | The Alder
2 bedroom semi-detached home |  | The Walnut
4 bedroom detached home |
|  | The Bayberry
2 bedroom semi-detached home |  | The Whitebeam
5 bedroom detached home |
|  | The Fir 2
2 bedroom detached home |  | The Willow
5 bedroom detached home |
|  | The Blackthorn
3 bedroom detached/end terrace home |  | Affordable Housing |
|  | The Chestnut
3 bedroom detached home |  | Timber fences |
|  | The Fir 1
3 bedroom detached home |  | Feature walls |
| | |  | ss Sub station |
| | |  | cc Car club / customer care parking |



The above development layout is not drawn to scale and is for general guidance only. Road layouts, pathways and external treatments may differ. Landscaping is indicative only. Please confirm the most up-to-date details with our sales consultants prior to reservation. V: Visitor parking.
 IMPORTANT NOTICE TO CUSTOMERS: The Consumer Protection from Unfair Trading Regulations 2008. CALA Homes (Southern Home Counties) Limited operates a policy of continual product development and the site layout shown in this brochure insert is indicative only. Information contained is accurate at date of publication on XX.XX.XX. See the main brochure for the full Consumer Protection statement.